

NEWS RELEASE

Silvia M.R. Pereira
 Investor Relations
 tel: (55 21) 2519-9662
 fax: (55 21) 2519-6388
 email: invest@embratel.com.br

Contact Information: Wallace Borges Grecco
 Press Relations
 tel: (55 21) 2519-7282
 fax: (55 21) 2519-8010
 email: cmsocial@embratel.net.br



EMBRATEL REPORTS THIRD QUARTER 2001 NET REVENUES OF R\$ 1.9 BILLION 9 percent growth year-over-year

Rio de Janeiro, Brazil - October 23, 2001 - Embratel Participações S.A.¹ (Embratel Participações or the "Company") (NYSE: EMT; BOVESPA: EBTP3, EBTP4), today announced results for the quarter ending September 30, 2001².

2001 Third Quarter Highlights

- ◆ Embratel Participações' third quarter 2001 net revenues were R\$ 1.9 billion as a result of growth in domestic long distance voice revenues and corporate data services
- ◆ EBITDA was R\$391 million
- ◆ Net loss for the quarter was R\$195 million arising from the continued devaluation of the Real; net foreign exchange losses were R\$318 million
- ◆ On a year-to-date basis, net revenues and net losses were, respectively, R\$5.6 billion and R\$267 million

Exhibit 1
 Revenues 3Q 2001
 R\$ 1,912 million

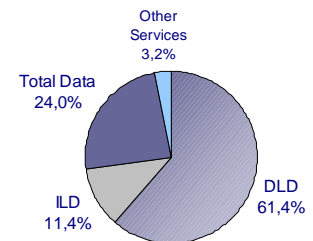


Exhibit 2 R\$ 000	3Q01	3Q00	2Q01	% Var YoY	% Var QoQ	9M01	9M00	% Var YoY
Net Revenues	1.911.869	1.761.786	1.860.480	8,5%	2,8%	5.615.075	4.872.918	15,2%
Ebitda	390.544	474.986	401.765	-17,8%	-2,8%	1.214.484	1.349.458	-10,0%
Ebit	121.583	258.153	141.917	-52,9%	-14,3%	435.867	718.911	-39,4%
Net Income/(Loss)	(194.835)	145.067	(38.829)	-234,3%	-401,8%	(267.411)	418.537	-163,9%

¹ the Company that holds 98.8 percent of Empresa Brasileira de Telecomunicações S.A. ("Embratel")

² all financial figures are in Reais and based on consolidated financial statements in "Legislação Societária"

21 Data Communication Service

Exhibit 3 R\$ 000				% Var				% Var
	3Q01	3Q00	2Q01	YoY	QoQ	9M01	9M00	YoY
Data & Internet	430.136	363.265	403.097	18,4%	6,7%	1.254.439	986.373	27,2%
Wholesale	28.508	50.262	31.683	-43,3%	-10,0%	98.637	175.158	-43,7%
Total Data	458.644	413.527	434.780	10,9%	5,5%	1.353.076	1.161.531	16,5%

Third quarter data revenues rose 10.9 percent to R\$459 million compared to the same quarter of 2000. Data growth was a combination of growth in core data services and a continued decline in wholesale revenues.

Core data services revenue which includes corporate networks, frame relay services and Internet grew 18.4 percent when compared to the same quarter of the previous year. Internet revenues continued to grow in excess of forty percent. Internet revenues have been impacted by lower dial-up access usage related to the energy savings requirements by households and the overall decline in the Internet market. Aggressive price competition slowed down during the quarter, although we continue to see price reductions at contract renewals.

Additionally, the continued devaluation of the Real is causing a reassessment of current data price levels which will likely result in price increases across various product lines. While we expect wholesale revenues to continue to decline, wholesale prices may be impacted by this overall reassessment.

On an accumulated basis, core data and Internet services grew 27.2 percent compared to the first nine months of the previous year. Wholesale revenues declined 43.7 percent in the same period. Total accumulated data revenues were R\$ 1.4 billion, representing a 16.5 percent growth compared to the first nine months of 2000. These growth rates are in line with our full year growth expectations.

Exhibit 4
Net Data Communications
R\$ million

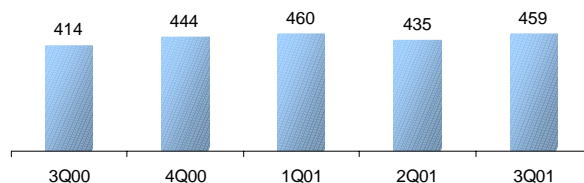
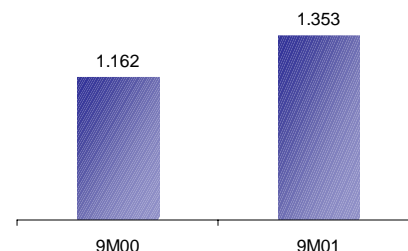


Exhibit 5
Net Data Communications
R\$ million



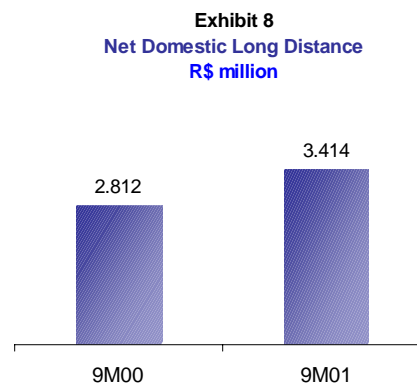
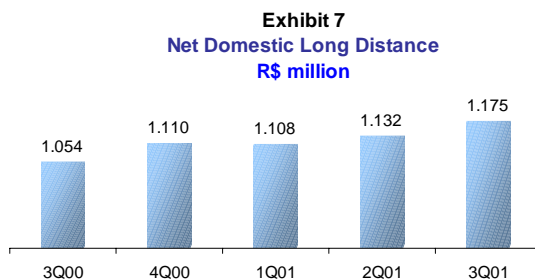
21 Voice Services

Exhibit 6 R\$ 000	3Q01	3Q00	2Q01	% Var YoY	% Var QoQ	9M01	9M00	% Var YoY
Domestic Long Distance	1.174.637	1.054.111	1.131.682	11,4%	3,8%	3.414.312	2.811.848	21,4%
International Long Distance	218.348	242.748	235.828	-10,1%	-7,4%	674.262	735.711	-8,4%
Total Voice	1.392.985	1.296.859	1.367.510	7,4%	1,9%	4.088.574	3.547.559	15,3%

21 Domestic Long Distance

Domestic long distance revenues rose to R\$1.2 billion in the third quarter of 2001 compared to R\$1.1 billion in the third quarter of 2000, representing an 11.4 percent growth year-over-year. Traffic growth was the main cause for the increase in revenues in the period of comparison.

Year-to-date, domestic long distance revenues were R\$3.4 billion, corresponding to a 21.4 percent increase when compared to the nine months of 2000. Growth in domestic long distance traffic (resulting from the growth in the number of lines), traffic mix and new alternative calling plans, which contributed to the increase in the average revenue per minute, were responsible for the increase.



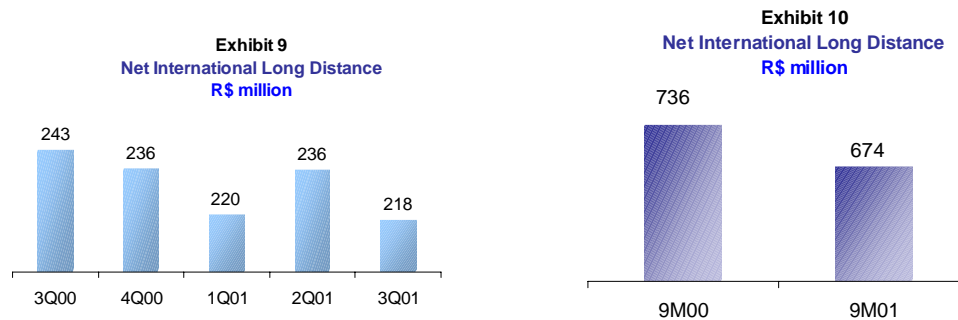
21 International Long Distance

International long distance revenues were R\$218 million, a 10.1 percent decrease compared to R\$243 million in the third quarter of 2000. The main cause of the decrease was the reduction in tariffs due to price declines. Compared to the second quarter of 2001, international long distance revenues fell 7.4 percent. The reduction was the consequence of single digit rate promotions adopted by the company in major international routes for a period of approximately 7 weeks. This selective promotion maintained Embratel's competitiveness in these markets and allowed us to retain customers while growing outbound traffic by a total of 17.9 percent relative

to the second quarter of 2001. This reversed the decline in traffic observed in the previous two quarters of the year.

Embratel's management of international relationships during the aggressive outbound pricing campaign succeeded in securing additional commitments of inbound minutes.

On an year-to-date basis, international long distance revenues were R\$674 million compared to R\$736 million in the nine months of 2000. Embratel believes international revenues will continue to experience price declines.



21 EBITDA

Exhibit 11 R\$ 000	3Q01	3Q00	2Q01	% Var YoY	% Var QoQ	9M01	9M00	% Var YoY
Net Revenues	1.911.869	1.761.786	1.860.480	8,5%	2,8%	5.615.075	4.872.918	15,2%
Lines Costs	(914.903)	(843.210)	(891.326)	8,5%	2,6%	(2.681.540)	(2.351.193)	14,1%
Other Cost of Service	(122.801)	(96.406)	(122.372)	27,4%	0,4%	(356.905)	(281.840)	26,6%
SG&A	(488.894)	(353.102)	(448.005)	38,5%	9,1%	(1.381.403)	(882.839)	56,5%
Others	5.274	5.918	2.986	10,9%	-76,6%	19.256	(7.588)	-353,8%
Ebitda	390.544	474.986	401.765	-17,8%	-2,8%	1.214.484	1.349.458	-10,0%

EBITDA was R\$391 million compared to R\$475 million in the third quarter of 2000. EBITDA margin was 20.4 percent this quarter compared to 27.0 percent in the third quarter of 2000. The increase in operating expenses is attributable to continued higher bad debt provisions that increased by R\$86 million from the year-ago quarter to R\$169 million (8.8 percent of net revenues or 6.5 percent of gross revenues). The new Universal Service taxes drove an additional increase of R\$26 million from the prior year and PIS/COFINS taxes on the hedge income caused an additional R\$9 million increase. Embratel reduced the overall work-force in September creating severance costs of R\$12 million.

Year-to-date EBITDA was R\$1.2 billion compared to R\$1.3 billion in the same period a year ago. This decrease was mainly caused by additional taxes and increases in provision for doubtful accounts. The total amount booked for doubtful receivables in 2001 is R\$490 million.

Exhibit 12
Costs Breakdown

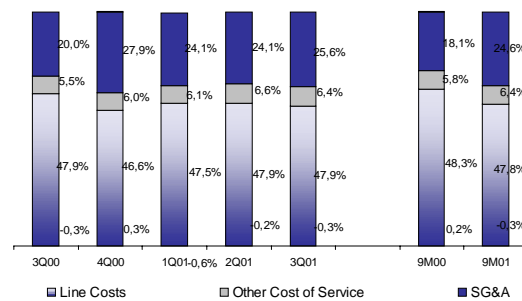


Exhibit 13
Ebitda
R\$ million

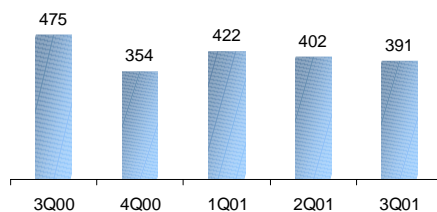
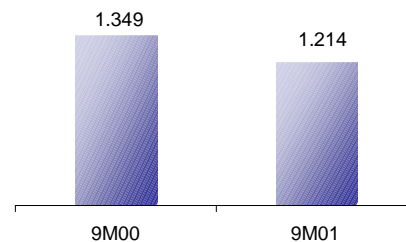


Exhibit 14
Ebitda
R\$ million



21 Net Income

Exhibit 15	3Q01	3Q00	2Q01	% Var YoY	% Var QoQ	9M01	9M00	% Var YoY
Net Income/(Loss) (R\$ million)	(194.835)	145.067	(38.829)	-234,3%	-401,8%	(267.411)	418.537	-163,9%
Shares Outstanding (million shares)	332.932	332.919	332.932			332.932	332.919	
Earnings per 1000 shares (R\$)	(0,59)	0,44	(0,12)			(0,80)	1,26	

The net loss for the third quarter of 2001 was R\$195 million. The loss was created by the effect of the devaluation of the Real vis-a-vis the US dollar (15.9 percent in the quarter) on the Company's foreign currency debt (see Financial Position below).

Embratel chose not to implement the Provisional Measure 03/2001, which would have allowed deferral of the unusual foreign exchange losses incurred in 2001. The decision was made to apply a consistent treatment under both Brazilian and US accounting rules and adopt a conservative approach.

On an accumulated basis, the net loss reached R\$267 million in the nine months of 2001 compared to a net income of R\$419 million in the nine months of 2000. The foreign exchange and monetary variation losses, net of the offsetting hedge income, totaled R\$597 million.

21 Financial Position

Embratel Participações ended the quarter with a cash position of R\$551 million. Total debt outstanding as of September 30, 2001 was R\$3.8 billion (net debt of R\$ 3.3 billion). R\$1.2 billion

corresponded to short term debt and current portion of long term debt. New debt, net of repayments obtained in the quarter was R\$341 million.

While Embratel's debt profile continues to be primarily denominated in foreign currencies, portions of this debt have been swapped to the Real according to Exhibit 16 below:

Exhibit 16				
Embratel Participações S.A. Sep 30, 2001				
	Amounts in R\$000	%	Average Cost of Debt	Maturity
Hedged short term debt (notional amount)	806.136	69,1%	99.03% CDI pa.	up to 12 months
Unhedged short term debt	359.764	30,9%	9.28% pa. in US\$*	up to 12 months
Total short term debt and current portion of long term debt	1.165.900	100,0%		
Hedged long term debt (notional amount)	1.103.613	41,8%	98.42% CDI pa.	up to 2.7 years
Unhedged long term debt	1.536.905	58,2%	9.09% pa. in US\$*	up to 9.1 years
Total long term debt	2.640.518	100,0%		
Total hedged debt	1.909.749	50,2%		
Total unhedged debt	1.896.669	49,8%		
Total debt (net of hedge gains)	3.806.418	100,0%		

* various interests rates in different currencies expressed in US dollars equivalent rates as if all loans were US denominated

The Company's policy is to hedge all new debt with maturity of less than three years. This policy aims at achieving a balance between preserving cash and protecting the balance sheet.

21 Accounts Receivables

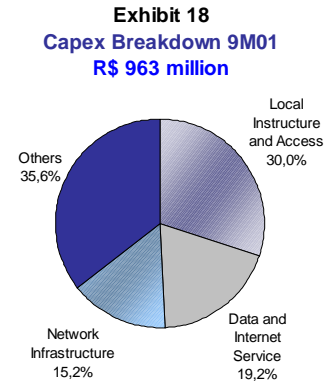
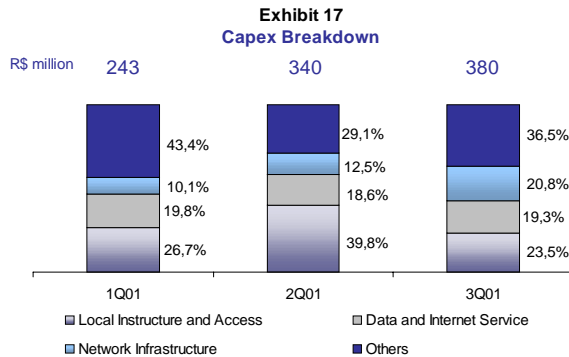
The Company's net receivable position on September 30, 2001 was R\$2.6 billion, representing R\$44 million increase from the second quarter of 2001. Gross receivables were R\$3.6 billion in the third quarter of 2001 compared to R\$3.4 billion in the second quarter of 2001. Provision for doubtful accounts balance was R\$975 million at the end of the third quarter of 2001.

The Company continues to increase the number of blocked lines - totaling over 500,000 at the end of September - and to send client names to the credit scoring agencies.

Embratel is concerned that general economic conditions may cause further deterioration in consumer credit quality. The company continues to monitor the situation closely.

21 Capital Expenditures

During the third quarter, capital expenditures were R\$380 million. The breakout of this expenditure is the following: local infrastructure and access – 23.5 percent; data and Internet services – 19.3 percent; network infrastructure – 20.8 percent and others - 36.5 percent. Cumulative capital expenditure has been R\$ 963 million in 2001. The Company is monitoring capital expenditures closely to maintain capital expenditures within the planned amount of R\$1.5 billion despite the devaluation of the currency.



21 Tax Matters

On August 21, 2001, Embratel received two tax assessments from the Brazilian tax authority (See Press Release dated August 24, 2001). The total amount of the assessments was R\$501 million. The first assessment was for R\$342 million related to COFINS on exportation of services. In this assessment, there were mathematical errors by the tax auditor that resulted in overstating the assessment by R\$226 million. Aside from this, the legal arguments supporting this assessment are not well founded and hinge on an argument that Embratel does not provide telecommunications services outside of Brazil. Accordingly, based on opinions from our legal advisers, Embratel views the chance of loss on this as remote.

The second assessment of R\$159 million, was related to the collection of PIS before 1995. In accordance with Complimentary Law 7/70, Embratel offset credits for these PIS assessments. Recent decisions by the Taxpayer Counsel and by the Superior Court of Justice, support the deductibility of this tax credit. Based on opinions from our legal advisers, Embratel views any chance of loss on this assessment as remote.

On September 20, the company presented its administrative defense for both assessments before the Federal tax authority (Delegacia da Receita Federal de Julgamento), in accordance with article 151 of the Brazilian Tax Code (CTN), suspending the assessments until the administrative litigation is complete. Embratel believes these assessments can be cancelled or at least substantially reduced at the administrative level. No provision was recorded for these assessments.

21 Star One Launches Broadband Internet Services via Satellite

This quarter Star One launched the commercial pilot of broadband Internet services via satellite. The service is directed to medium and small companies (up to 10 PCs) and the residential market located in areas untapped by broadband wireline and fiber. The service is a partnership between Embratel (broadband), UOL(Internet access) and Gilat (technology and equipment). In the initial phase, the service is being provided in a simple format with one Internet provider. In a second phase, the client will have the flexibility to choose any Internet provider.

Also this quarter, Star One finalized the agreement with Alcatel to acquire its first KU band satellite. This satellite, to be completed in 2004, will enable Star One to meet demand for broadband services, mainly Internet, as the above mentioned service. The satellite will have 44 transponders and will be launched in the 67°W orbital position covering the Andian countries, Mercosur, Brazil and the US.

Embratel is the premier communications provider in Brazil offering a wide array of advanced communications services over its own state of the art network. It is the leading provider of data and Internet services in the country. Service offerings include: advanced voice, high-speed data communication services, Internet, satellite data communications and corporate networks. Embratel is uniquely positioned to be the all-distance telecommunications network of South America. The Company's network is has countrywide coverage with 28,868 km of fiber cables comprising 1,068,657 km of optic fibers.

- - X - -

Note: Except for the historical information contained herein, this news release may be deemed to include forward-looking statements within the meaning of Section 27A of the Securities Act of 1933, as amended, and Section 21E of the Securities Exchange Act of 1934, as amended, that involve risk and uncertainty, including financial, regulatory environment and trend projections. Although the Company believes that its expectations are based on reasonable assumptions, it can give no assurance that its expectations will be achieved. The important factors that could cause actual results to differ materially from those in the forward-looking statements herein include, without limitation, the Company's degree of financial leverage, risks associated with debt service requirements and interest rate fluctuations, risks associated with any possible acquisitions and the integration thereof, risks of international business, including currency risk, dependence on availability of interconnection facilities, regulation risks, contingent liabilities, collection risks, and the impact of competitive services and pricing, as well as other risks referred in the Company's filings with the CVM and SEC. The Company does not undertake any obligation to release publicly any revisions to its forward-looking statements to reflect events or circumstances after the date hereof or to reflect the occurrence of unanticipated events.

###

Four tables to follow

Exhibit 19 Embratel Participações SA Corporate Law Consolidated Income Statement R\$ 000	Quarter ending						% change	
	2001		2000		2001		Y-o-Y	Q-o-Q
	Sep 30	%	Sep 30	%	June 30	%		
Revenues								
Gross revenues	2.588.119		2.343.272		2.532.799		10,4%	2,2%
Taxes & other deductions	(676.250)		(581.486)		(672.319)		16,3%	0,6%
Net revenues	1.911.869	100,0%	1.761.786	100,0%	1.860.480	100,0%	8,5%	2,8%
Net voice revenues	1.392.985	72,9%	1.296.859	73,6%	1.367.510	73,5%	7,4%	1,9%
Net Domestic long distance	1.174.637	61,4%	1.054.111	59,8%	1.131.682	60,8%	11,4%	3,8%
Net International long distance	218.348	11,4%	242.748	13,8%	235.828	12,7%	-10,1%	-7,4%
Net data communications	458.644	24,0%	413.527	23,5%	434.780	23,4%	10,9%	5,5%
Data & Internet	430.136	22,5%	363.265	20,6%	403.097	21,7%	18,4%	6,7%
Wholesale	28.508	1,5%	50.262	2,9%	31.683	1,7%	-43,3%	-10,0%
Net other services	60.240	3,2%	51.400	2,9%	58.190	3,1%	17,2%	3,5%
Net revenues	1.911.869	100,0%	1.761.786	100,0%	1.860.480	100,0%	8,5%	2,8%
Lines costs (incl. interconnection & facilities)	(914.903)	-47,9%	(843.210)	-47,9%	(891.326)	-47,9%	8,5%	2,6%
Other cost of services (excl. depreciation)	(122.801)	-6,4%	(96.406)	-5,5%	(122.372)	-6,6%	27,4%	0,4%
Selling, general and administrative expenses (excl. depr	(488.894)	-25,6%	(353.102)	-20,0%	(448.005)	-24,1%	38,5%	9,1%
Other operating income/(expense)	5.274	0,3%	5.918	0,3%	2.986	0,2%	-10,9%	76,6%
EBITDA	390.544	20,4%	474.986	27,0%	401.765	21,6%	-17,8%	-2,8%
Depreciation and amortization	(268.961)	-14,1%	(216.833)	-12,3%	(259.848)	-14,0%	24,0%	3,5%
Operating income (EBIT)	121.583	6,4%	258.153	14,7%	141.917	7,6%	-52,9%	-14,3%
Financial income (Including monetary and exchange var	107.263	5,6%	36.970	2,1%	(13.198)	-0,7%	190,1%	-912,7%
Interest income	27.811	1,5%	59.352	3,4%	20.866	1,1%	-53,1%	33,3%
Monetary variation	95	0,0%	1.772	0,1%	(141)	0,0%	-94,6%	-167,4%
Exchange variation	79.357	4,2%	(24.154)	-1,4%	(33.923)	-1,8%	-428,5%	-333,9%
Financial expense (Including monetary and exchange va	(491.605)	-25,7%	(65.992)	-3,7%	(147.115)	-7,9%	644,9%	234,2%
Interest expense	(78.131)	-4,1%	(49.758)	-2,8%	(72.029)	-3,9%	57,0%	8,5%
Monetary variation	(16.407)	-0,9%	(10.710)	-0,6%	(7.121)	-0,4%	53,2%	130,4%
Exchange variation	(397.067)	-20,8%	(5.524)	-0,3%	(67.965)	-3,7%	7088,0%	484,2%
Other non-operating income/(expense)	(7.514)	-0,4%	(16.727)	-0,9%	(7.630)	-0,4%	-55,1%	-1,5%
Net income before tax, employee profit	(270.273)	-14,1%	212.404	12,1%	(26.026)	-1,4%	-227,2%	938,5%
Income tax and social contribution	80.467	4,2%	(52.805)	-3,0%	765	0,0%	-252,4%	10418,6%
Employee profit sharing	(4.625)	-0,2%	(12.710)	-0,7%	(11.559)	-0,6%	-63,6%	-60,0%
Minority interest	(404)	0,0%	(1.822)	-0,1%	(2.009)	-0,1%	-77,8%	-79,9%
Net income/(loss)	(194.835)	-10,2%	145.067	8,2%	(38.829)	-2,1%	-234,3%	401,8%
End of period shares outstanding (000)	332.932.361		332.919.028		332.932.361			
Earnings per 1000 shares	(0,59)		0,44		(0,12)			

Exhibit 20 Embratel Participações SA Corporate Law Consolidated Income Statement R\$ 000	Nine months ending				% change
	2001		2000		Y-o-Y
	Sep 30	%	Sep 30	%	
Revenues					
Gross revenues	7.601.923		6.483.625		17,2%
Taxes & other deductions	(1.986.848)		(1.610.707)		23,4%
Net revenues	5.615.075	100,0%	4.872.918	100,0%	15,2%
Net voice revenues	4.088.574	72,8%	3.547.559	72,8%	15,3%
Net Domestic long distance	3.414.312	60,8%	2.811.848	57,7%	21,4%
Net International long distance	674.262	12,0%	735.711	15,1%	-8,4%
Net data communications	1.353.076	24,1%	1.161.531	23,8%	16,5%
Data & Internet	1.254.439	22,3%	986.373	20,2%	27,2%
Wholesale	98.637	1,8%	175.158	3,6%	-43,7%
Net other services	173.425	3,1%	163.828	3,4%	5,9%
Net revenues	5.615.075	100,0%	4.872.918	100,0%	15,2%
Lines costs (incl. interconnection & facilities)	(2.681.540)	-47,8%	(2.351.193)	-48,3%	14,1%
Other cost of services (excl. depreciation)	(356.905)	-6,4%	(281.840)	-5,8%	26,6%
Selling, general and administrative expenses (excl. depreciation)	(1.381.402)	-24,6%	(882.839)	-18,1%	56,5%
Other operating income/(expense)	19.256	0,3%	(7.588)	-0,2%	-353,8%
EBITDA	1.214.484	21,6%	1.349.458	27,7%	-10,0%
Depreciation and amortization	(778.617)	-13,9%	(630.547)	-12,9%	23,5%
Operating income (EBIT)	435.867	7,8%	718.911	14,8%	-39,4%
Financial income (including monetary and exchange variation)	142.771	2,5%	103.425	2,1%	38,0%
Interest income	66.322	1,2%	126.455	2,6%	-47,6%
Monetary variation	234	0,0%	2.340	0,0%	-90,0%
Exchange variation	76.215	1,4%	(25.370)	-0,5%	-400,4%
Financial expense (including monetary and exchange variation)	(888.540)	-15,8%	(157.120)	-3,2%	465,5%
Interest expense	(214.988)	-3,8%	(125.108)	-2,6%	71,8%
Monetary variation	(28.408)	-0,5%	(30.847)	-0,6%	-7,9%
Exchange variation	(645.144)	-11,5%	(1.165)	0,0%	55277,2%
Other non-operating income/(expense)	(14.693)	-0,3%	(4.842)	-0,1%	203,4%
Net income before tax, employee profit sharing and	(324.595)	-5,8%	660.374	13,6%	-149,2%
Income tax and social contribution	89.326	1,6%	(208.449)	-4,3%	-142,9%
Employee profit sharing	(27.740)	-0,5%	(28.130)	-0,6%	-1,4%
Minority interest	(4.402)	-0,1%	(5.258)	-0,1%	-16,3%
Net income/(loss)	(267.411)	-4,8%	418.537	8,6%	-163,9%
End of period shares outstanding (000)	332.932.361		332.919.028		
Earnings per 1000 shares	(0,80)		1,26		

Exhibit 21
**Embratel Participações SA
Corporate Law - Consolidated Balance Sheet
R\$ Thousands**
Sep 30, 2001 June 30, 2001
Assets

Cash and cash equivalents	550.736	398.066
Account receivables, net	2.631.694	2.587.443
Deferred and recoverable taxes	743.978	593.958
Other current assets	217.989	193.927
Current assets	4.144.397	3.773.394
Deferred and recoverable taxes	293.288	251.547
Legal deposits	333.663	342.198
Other non-current assets	59.180	56.645
Non-current assets	686.131	650.390
Investments	195.341	351.862
Net property, plant & equipment	7.672.618	7.551.336
Deferred fixed assets	172.531	-
Permanent assets	8.040.490	7.903.198
Total assets	12.871.018	12.326.982

Liabilities

Personnel, charges and social benefits	142.636	126.092
Accounts payable and accrued expenses	1.388.595	1.334.020
Taxes and contributions	582.883	529.907
Dividends and interest on capital payable	23.743	17.378
Proposed dividends and interest on capital	-	6.411
Short term debt and current portion of long term c	1.165.900	1.293.689
Provisions for contingencies	14.164	17.342
Pension plan -Telos	66.775	69.320
Employee's profit sharing	32.194	27.572
Subsidiaries and associated companies	34.356	21.186
Other current liabilities	166.876	187.611
Current liabilities	3.618.122	3.630.528
Taxes and contributions	216.244	216.828
Long term debt	2.640.518	1.880.412
Pension plan - Telos	187.971	190.293
Other non-current liabilities	915	915
Non-current liabilities	3.045.648	2.288.448
Deferred income	130.872	137.199
Minority interest	252.395	251.991
Paid in capital	2.273.913	2.273.913
Income reserves	1.912.114	1.912.114
Treasury stock	(41.101)	(41.101)
Retained earnings	1.679.055	1.873.890
Shareholders' equity	5.823.981	6.018.816
Total liabilities and shareholders' equity	12.871.018	12.326.982
Total borrowed funds	3.806.418	3.174.101
Net debt	3.255.682	2.776.035
TBF/Shareholders equity	0,65	0,53

Exhibit 22 Embratel Participações SA (millions of minutes)	Quarter ending			% change		Nine months ending		% change
	2001	2000	2001			2001	2000	
	Sep 30	Sep 30	June 30	Y-o-Y	Q-o-Q	Sep 30	Sep 30	Y-o-Y
Domestic Long Distance	5.557,8	4.862,9	5.475,9	14,3%	1,5%	16.162,4	14.348,9	12,6%
International Long Distance								
Outbound	182,1	154,8	154,5	17,6%	17,9%	497,7	477,0	4,3%
Inbound	288,0	313,6	280,1	-8,2%	2,8%	845,3	862,9	-2,0%